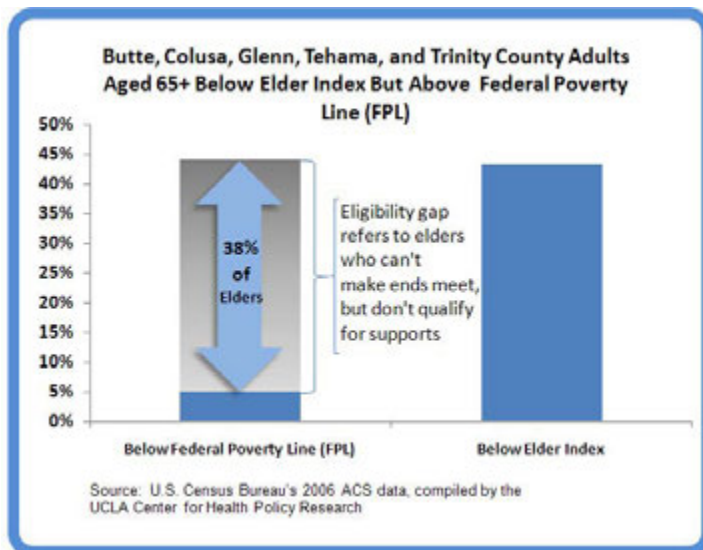


## Elders Who Can't Make Ends Meet in Butte, Colusa, Glenn, Tehama and Trinity Counties\*

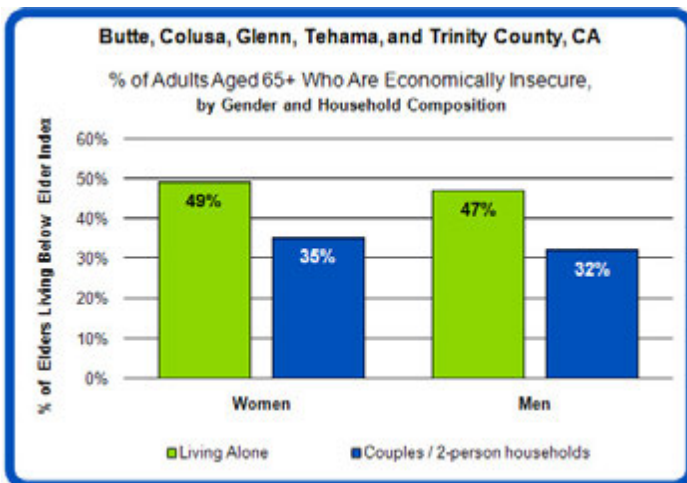
### As Measured by the California Elder Economic Security Standard™ Index

The California Elder Economic Security Standard™ Index (Elder Index) measures how much income is needed for a retired adult age 65 and older to adequately meet his or her basic needs including housing, food, out-of-pocket medical expenses, transportation, and other necessary spending. For an elderly renter living alone in this cluster of counties, the Elder Index is approximately \$22,000/year.



#### Not Just "Poor" Elders Who Are Struggling

- 43% of *all* elders age 65+ do not have enough income to meet their most basic needs, as measured by the Elder Index. **That's over 20,000 elders struggling to make ends meet in this cluster of counties.**
- In contrast, according to the Federal Poverty Line (FPL), only 5% (2,000) of elders in this cluster of counties are considered "poor," with individual annual incomes below \$10,210.
- But a large number of other elders (18,000 or 38%) fall into the "**eligibility gap**," with annual individual incomes above the FPL but below the Elder Index. These elders don't have enough money to cover their most basic needs, but have too much to qualify for many public programs.



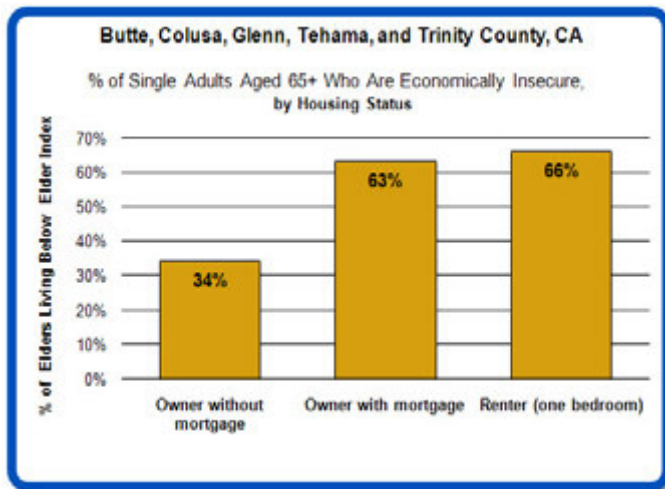
#### Women and Men Both Economically Vulnerable

- While the cost of living is lower in these counties, so are the incomes. **Almost half of all elders living alone in this cluster of counties do not have enough income to meet with their most basic needs.**

(more)

## Elders Who Can't Make Ends Meet in Butte, Colusa, Glenn, Tehama and Trinity Counties\*

### As Measured by the California Elder Economic Security Standard™ Index



#### Whether They Rent or Own, Elders Are Economically Vulnerable

- Elders who own their home but are still paying off a mortgage **and** renters who live alone are in the same precarious position: **more than 6 out of 10 are trying to make it on incomes below the Elder Index.**
- Even elders who own their home outright in this cluster of counties are struggling to survive on incomes below the Elder Index. More than one-third of them can not make ends meet.

\*Due to small numbers and unreliable estimates in some individual counties, a 2-step method was used to cluster these counties to produce reliable estimates. For more detail on that methodology, please see. [http://www.healthpolicy.ucla.edu/elder\\_index09feb.html](http://www.healthpolicy.ucla.edu/elder_index09feb.html).

Source: U.S. Census Bureau's 2006 ACS data, compiled by the UCLA Center for Health Policy Research. To view the numerical data behind these graphs and access a statewide comparison, [click here](#).

For more information, see *Half A Million Older Californians Living Alone Unable to Make Ends Meet* by the UCLA Center for Health Policy Research and the Insight Center for Community Economic Development at [http://www.healthpolicy.ucla.edu/elder\\_index09feb.html](http://www.healthpolicy.ucla.edu/elder_index09feb.html).